


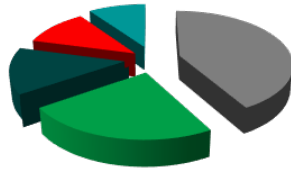
GRAYHAWK ELEMENTARY PARENT TEACHER ORGANIZATION 2020-2021







| | ACTUALS | BUDGET |
|--|---------------------------|---------------------------|
| | JUN - MAY | |
| REVENUE | | |
| PTO ACTIVITIES AND EVENTS | | |
| Auction (with other event) | \$ 1,929 | \$ 3,000 |
| Bingo Night | - | 750 |
| Bowling Event / Mother-Son | - | 2,000 |
| Box Tops | 14 | 500 |
| Brick Project | - | - |
| Corporate Sponsorships | 7,343 | 10,000 |
| Fall Festival | - | 15,000 |
| Friday Treats | - | 1,000 |
| Harkins Summer Movies | - | 500 |
| Holiday Shoppe (Gingerbread House Kit) | 1,894 | 5,000 |
| Lynx Laps | 30,640 | 35,000 |
| Parent / Adult Event - TBD | - | - |
| Scholastic Book Fair(s) | 1,434 | 8,000 |
| Spirit Wear | 899 | 6,000 |
| Teacher Experience | - | 1,500 |
| Birthday in Lights | 720 | 1,000 |
| Community Fundraising | 1,204 | 1,000 |
| Other Revenue | 4 | - |
| Retail Cash Back Programs | 2,112 | 2,000 |
| School Supplies - Preorders | 805 | 500 |
| School Picture Day(s) | 805 | 1,000 |
| Tax Deductible Donations | 3,160 | 500 |
| Yearbook Sales & Dedications | 596 | 500 |
| TOTAL REVENUE | <u>\$ 53,559</u> | <u>\$ 94,750</u> |
| EXPENSE | | |
| PTO ACTIVITIES AND EVENTS | | |
| Auction (with other event) | - | \$ (500) |
| Bingo Night | (100) | (750) |
| Bowling Event / Mother -Son | - | (2,000) |
| Box Tops | - | (50) |
| Brick Project | - | - |
| Corporate Sponsorships | - | (3,500) |
| Fall Festival | - | (6,500) |
| Friday Treats | - | (500) |
| Harkins Summer Movies | 431 | (500) |
| Holiday Shoppe | (1,170) | (4,200) |
| Lynx Laps | (4,385) | (4,000) |
| Parent / Adult Event - TBD | - | - |
| Scholastic Book Fair(s) | (1,434) | (5,000) |
| Spirit Wear | - | (4,000) |
| Core Knowledge - STEAM Family Night | - | (2,500) |
| Teacher Experience | - | (500) |
| BUSINESS OPERATIONS | (3,500) | (5,000) |
| TOTAL EXPENSE FROM ACTIVITIES, EVENTS, OPERATIONS | <u>\$ (10,158)</u> | <u>\$ (39,500)</u> |

GRAYHAWK ELEMENTARY PARENT TEACHER ORGANIZATION 2020-2021

| | ACTUALS | BUDGET |
|---|--------------------|------------------------------|
| INCOME AVAILABLE TO FUND PTO PROGRAMS | \$ 43,401 | \$ 55,250 🐾 |
| SCHOOL WIDE PTO SPONSORED PROGRAMS | | |
| AR Student Reading Awards | (552) | (500) |
| Art Masterpiece | - | (1,000) |
| Author Visit(s) (Million Word Rewards) | (130) | (500) |
| s CLASSROOM ENHANCEMENTS | (5,659) | (9,125) |
| Core Knowledge Re-certification (next re-cert Fall 2022) | - | - |
| Family Education | - | (1,000) |
| Field Day | - | (500) |
| Goodwill | - | (500) |
| Hero Day | - | (250) |
| LYNX Lunch with the Principal | - | (1,000) |
| New Student Program | - | (250) |
| Read Across America / Literacy week | (27) | (100) |
| STEM Teacher Salary Supplement | - | (10,000) |
| Storia Subscription | (1,350) | (1,500) |
| Special Budget Requests | (2,219) | (4,000) |
| Walk to School Day | - | (200) |
| Water Fountain - Filters | - | (300) |
| Welcome Back Social - Fall | - | (500) |
| GRADE LEVEL PTO SPONSORED CORE KNOWLEDGE EVENTS /ACTIVITIES | | |
| | (322) | (500) <i>Pre-K</i> |
| Grade level funding is based on \$500 per classroom | (1,479) | (1,500) <i>Kinder</i> |
| Examples of core knowledge events and activities include but are not limited to: | - | (1,000) <i>1st</i> |
| | (362) | (1,000) <i>2nd</i> |
| | (370) | (1,500) <i>3rd</i> |
| Asian Celebration, Greek Olympics, Roman Festival, Medieval Festival | - | (1,000) <i>4th</i> |
| Ellis Island Study, Liberty Wildlife Encounter, Jungle Jill Animal Encounters | - | (1,000) <i>5th</i> |
| Lifecycle Study, Phoenix Zoo, Arizona Puppet Theatre, 6th Grade Graduation and MANY more... | (703) | (1,500) <i>6th</i> |
| | (94) | (500) <i>Honors</i> |
| | (1,038) | (1,000) <i>LFI</i> |
| STAFF DEVELOPMENT AND APPRECIATION | | |
| Principal Account | (1,060) | (1,000) |
| Professional Development | (792) | (4,000) |
| Sunshine Committee & Heart Strings | (257) | (500) |
| Teacher Appreciation week, Staff Luncheon, Cart of Happiness, Gift, Birthdays | (3,363) | (3,500) |
| Welcome Back Luncheon, Staff Conference Meals, Holiday Luncheon | (2,141) | (2,500) |
| Water Cooler - Teacher Lounge | (14) | (1,500) |
| TOTAL EXPENSES PTO SPONSORED PROGRAMS | \$ (21,932) | \$ (54,725) |
| TOTAL EXPENSES ACTIVITES, EVENTS, OPERATIONS AND PROGRAMS | \$ (32,090) | \$ (94,225) |
| NET INCOME (LOSS) | \$ 21,469 | \$ 525 |

 2019-2020 - AT A GLANCE



| | | | |
|----|------------|---|--|
| \$ | (39,500) |  | PTO Activities, Events and Operations. |
| | (22,100) |  | STEM and Schoolwide Enrichments including; Art Masterpiece, Author Visits, Field Day and more. |
| | (13,000) | | Professional Development and Appreciation |
| | (10,500) |  | Grade Level - CK activities and events |
| | (9,125) |  | Classroom Enhancements |
| | (94,225) | | TOTAL EXPENSES |
| \$ | 94,750 |  | TOTAL REVENUE  |
| \$ | <u>525</u> | | NET INCOME (LOSS) |