



# OUTDOOR CLASSROOM

## Outdoor Classroom

We are happy to report that in 2021 we are taking steps to build an Outdoor Classroom for Grayhawk Elementary. While the PTO has reviewed preliminary ideas for what the space could look like we want to hear your needs, wants, and likes as you are the ones who will be using the space in your daily instruction.

Kindly submit responses by Monday, March 1, 2021.

### Background:

An outdoor classroom is much more than a garden. Ideally, an outdoor classroom is an area for hands-on teaching and learning. It is a living laboratory for year-around, full-class or small-group instruction and should provide opportunities for engagement in all areas of the Core Knowledge Curriculum. This is where we turn to you for your valuable insight.

Current goals for the outdoor classroom at Grayhawk include:

1. Having appropriate spaces for Pre-K through 6th Grade students inclusive of all abilities;
2. Enhancing and supporting multiple areas of the Core Knowledge Curriculum; and
3. Being able to serve more than one group at a time.

We will have approximately 10,000 square feet of space to work with. In order to help define this space, we have developed four key focus areas as well as listed some structural and/or activity examples for each area. Please help us by letting us know what tools you would like to see in each focus area and how you would use those tools in your teaching.

### Focus Areas:

#### Gathering/Presenting

(could include things like)

- Permanent seating for a class or up to a full grade
- White boards
- Exhibit table

### Creating/Building

(could include things like)

- Movable tables for small group building
- Large open area for gross motor projects
- Built-in easels

### Intellectual Exercise/Play

(could include things like)


- Weather station
- Pond
- Large world/US map
- Sundial

### Garden

(could include things like)

- Raised garden bed
- Root viewing window
- Greenhouse

[Next](#)



Page 1 of 4

## Feedback

The below Inspiration Boards for each focus area have been developed to spark your creativity.

### Gathering/Presenting Focus Area



## Creating/Building Focus Area

### Movable Experiment Tables



Large Weaving Frame



Build a teepee

### Re-Crete an Historical Village



Built in Easels

## Intellectual Exercise/Play Focus Area



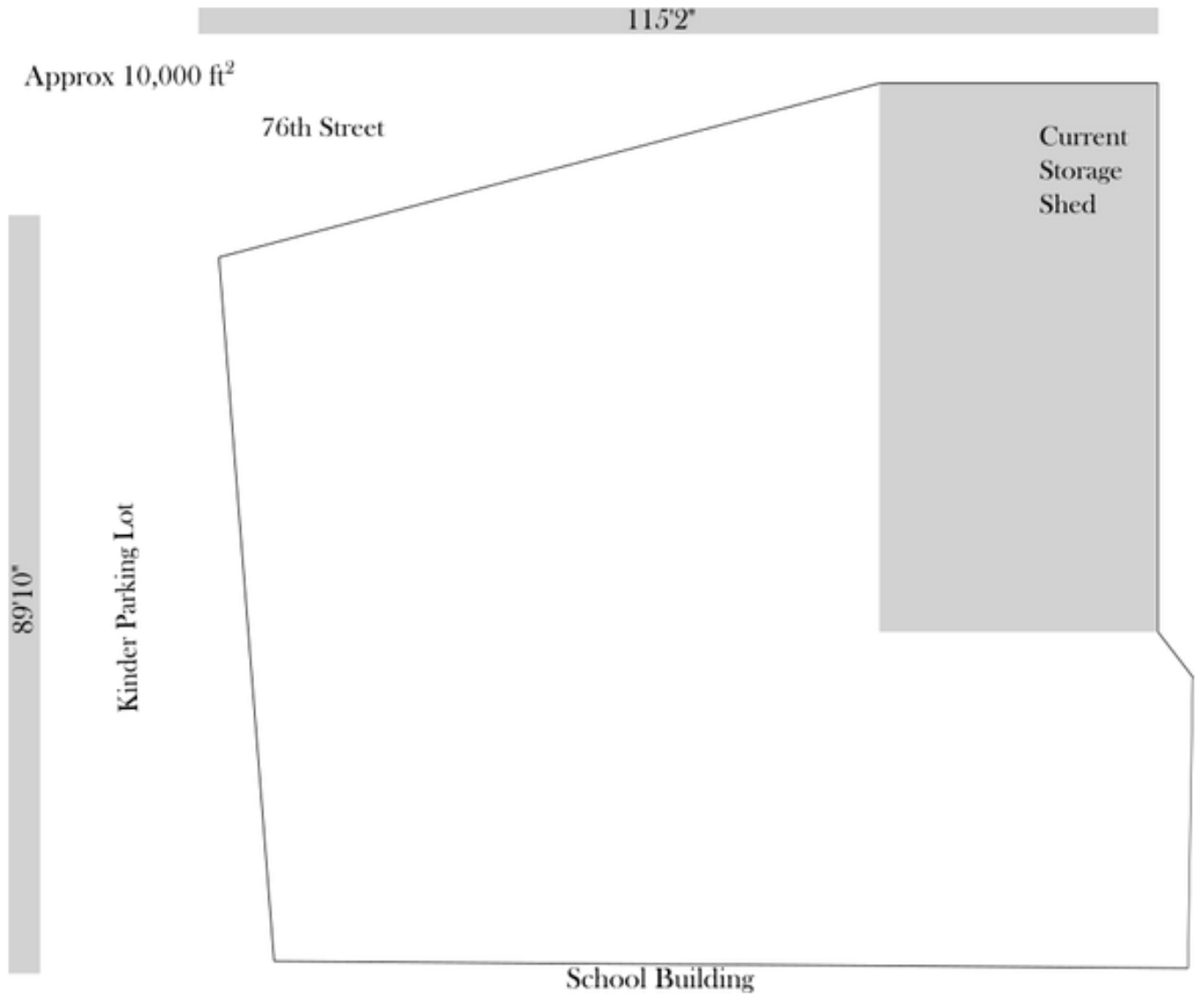
Number Bonds

## Garden Focus Area



Root View Planter

# Outdoor Classroom Space



What elements do you envision using in the outdoor classroom?

Your answer

---


How would you use this space in your teaching?

Your answer

---

Back

Next



Page 2 of 4



## General Questions

How do you envision using this space.

Check the two focus areas that you would use the most

Gathering/Presenting

Creating/Building

Intellectual Exercise/Play

Garden

Other: \_\_\_\_\_

Which 2-3 elements of the outdoor space are the most important to you (note: not focus area but rather what elements within a focus area)

Your answer \_\_\_\_\_

How often would you anticipate using this space with your class?

- Daily
- Once or twice per week
- Once or twice per month
- Once or twice per quarter
- Never

What grade is your primary focus?

- PreK-3
- 4-6
- Other (Specials Instruction, LFI, Library, Staff)

Are there other questions, comments, or concerns about this space you would like to make the PTO aware of?

Your answer

---

If you are interested in being part of an advisory committee that will help continue to shape the outdoor classroom please include your e-mail address below.

Your answer

---

Back

Next




Page 3 of 4

Thank you!

Thank you for your time in completing this survey. Working together, we hope to create a space for the school that will add a whole new dimension to our students' educational experience. We hope with its initial construction and additions to it over time, this outdoor classroom will allow generations of students, teachers and families to feel ownership over this unique space.

Back

Submit

 Page 4 of 4